



# Music Literacy (notes)

[www.panyard.co.uk](http://www.panyard.co.uk)

© MMIX KCG Ltd



# Basic Music Literacy

[www.mypanyard.co.uk](http://www.mypanyard.co.uk)


Music literacy is a language used to share music through reading and writing.

This language is written using special symbols that tell you what to play and how to play it.



# Notes

[www.mypanyard.co.uk](http://www.mypanyard.co.uk)




The symbols used to tell you what to play are called notes.

Each note on the stave has a different pitch.

# The Treble Clef

[www.mypanyard.co.uk](http://www.mypanyard.co.uk)

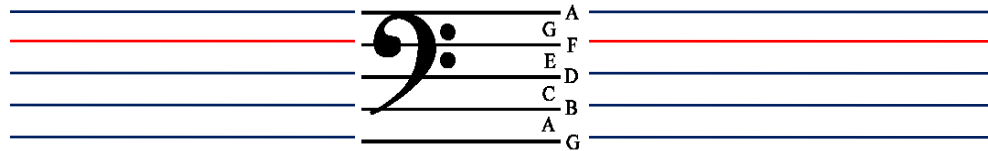


The notes on the lines of the staff are: E G B D F

The notes in the spaces of the staff are: F A C E

# The Bass Clef

[www.mypanyard.co.uk](http://www.mypanyard.co.uk)




The notes on the lines of the  
stave are: G B D F A

The notes in the spaces of the  
stave are: A C E G






# The Grand Stave

[www.mypanyard.co.uk](http://www.mypanyard.co.uk)




The grand stave is made from the treble and bass staves.

The two staves are joined by "middle C", the note in the middle of the two staves.



# Music Literacy (notes)

[www.mypanyard.co.uk](http://www.mypanyard.co.uk)



© MMIX KCG Ltd